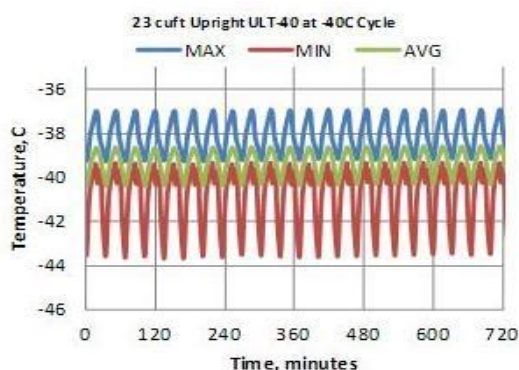
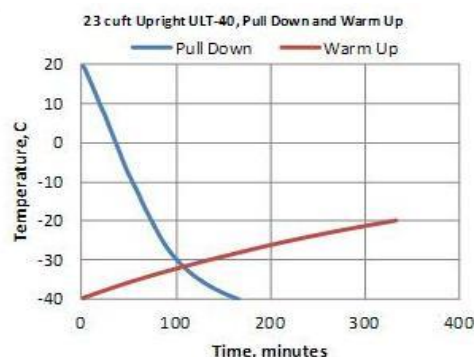




Technical Data Sheet
Revco Ultra-Low Temperature Upright Freezer
MODEL RELEASE - 20
Thermo Fisher Scientific, Marietta, Ohio

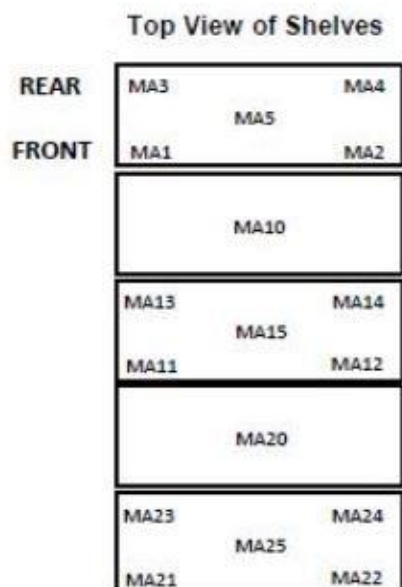
Specifications	Model Number
	DxF40040D
	Application, Rating and Electrical Data
Application	Storage of General (non-flammable) Laboratory Materials
Storage Volume	651.3 liters / 23.0 Cubic Feet
Temperature Rating	-10°C to -40°C
Electrical Power	208-230V 60 Hz, 1 Phase
Instrument Rated Current	6.5 AMP
Building Supply Rating	15.0A (min) dedicated grounded circuit. Protected by circuit breaker rated for inductive loads
Power Plug/Power Cord Length	NEMA 6-15P for D / IEC Cords, 3.048 Meters (10 Feet)
Agency Listings	UL, cUL, CE, FDA
Indoor/Outdoor Usage	Indoor Use Only
Application Environment	Non-Corrosive, Non-Flammable, Non-Explosive, Good Air Ventilation, 18° C - 32° C (64.4° F - 89.6° F)
Refrigeration Configuration	
Refrigeration System	Industrial-Rated one-stage System
Compressor / Number	Hermetic Compressor for Low Temperature Application / 1
Compressor Capacity*	1026 W
Condenser Type/Number	Enhanced Finned-Tube and Forced-Air Cooled / 1
Expansion Device	Capillary Tube
Evaporator Type	Cold Wall With Enhanced Heat Transfer Treatment
Defrost Method	Manual Defrost
Refrigerant Charge/Flammability	R404A / Non-Flammable
Controller/Electrical System Configuration and Features	
Controller Level	Top
Power Switch	On-Off with Circuit Breaker
Controller Type	Microprocess Control
Setpoint Security	NO
Compressor Safe Guard	High Pressure Cutout Switch/High Temp Cutout Switch/Current protection/Logic protection
Control Sensor	Single RTD (1000 ohm Platinum RTD)
Remote Alarm Terminals	RS485, 4-20mA, Dry Contacts
Adjustable Warm/Cold Alarms	Fully Adjustable
Auto-Voltage Safeguard	Buck/Boost System
Dimensions and Construction	
Interior Dimensions (H x D x W)	1308 H x 645 D x 777 W mm (51.5 H x 25.4 D x 30.6 W in.)
Exterior Dimensions (H x D x W)	1978 H x 988 D x 1113 W mm (77.9 H x 38.9 D x 43.8 W in.)
Shipping Dimensions	2096 H x 1156 D x 1252 W mm (82.5 H x 45.5 D x 49.3 W in.)
Insulation	High Density Polyurethane Foam, R-30 (ft ² ·°F·hr/Btu)
Door Seal	Silicone-Based High Performance Seal Gasket
Shelves / Capacity	4 Stainless Steel Shelves Adjustable In 25 mm (1 in) Increment; Maximum Capacity/Shelf: 45.4 kg (100 Lbs.)
All-Direction Casters	Standard with Locks
Unit Weight	Approximately 333 kg / 735 lbs.
Other Options	Electronic Recorder and CO ₂ or LN ₂ Back-Up System
Typical Performance Characteristics in 20 ° C Ambient	



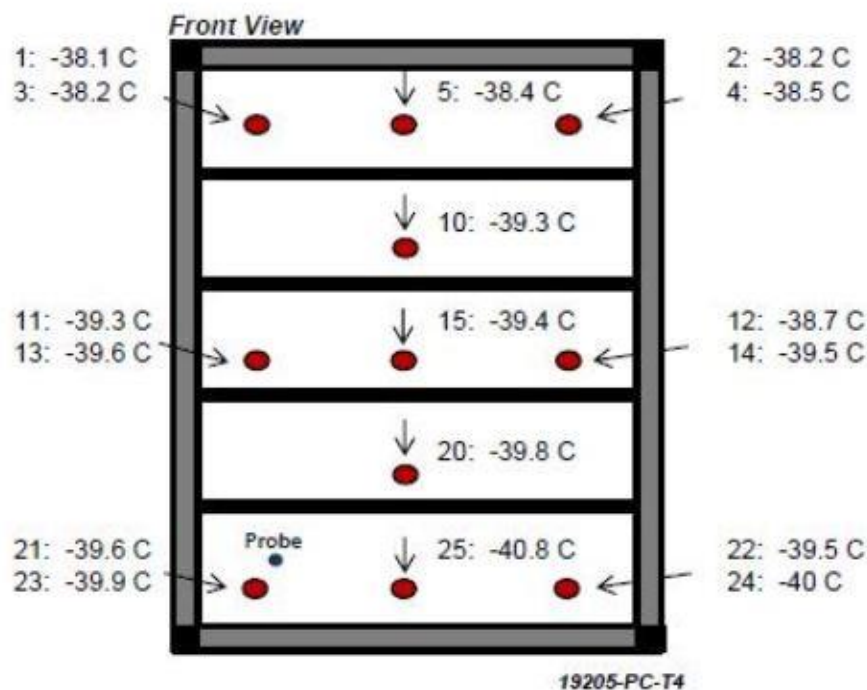
Test Unit Series Number or MSO Number:	19205-PC-T4
Cabinet Load:	Unloaded
Average Cabinet Temp at -40C Cycle (C):	-39.3
Peak Variation from Setpoint (C):	+3.1 / -3.7
Uniformity (C):	2.8
Stability (C):	2.1
1-min Door Opening Recovery to -38.5C (min):	24
Duty Cycle at -40C (%):	51
Cycle (on/off) rate at -40C (min):	17 / 16
Energy Consumption (kw-hr/day):	8.0
Heat Rejection Rate (btu/hr):	1136
Pull Down Time (to -40C) (min):	166
Warm Up Time (-40C to -20C) (min):	333

- 1) Performance is nominal and individual units may vary.
- 2) Freezer performance will differ due to product amount, product size and operating conditions.
- 3) Continuous product enhancements may, without notice, result in amendments or omissions to this specification. Thermo Scientific cannot accept responsibility for damage, injury, loss or expenses resulting from misapplication of the information herein.

* Manufacturer measured compressor capacity taken at standard -23°C/49°C (Evap/Cond) condition.

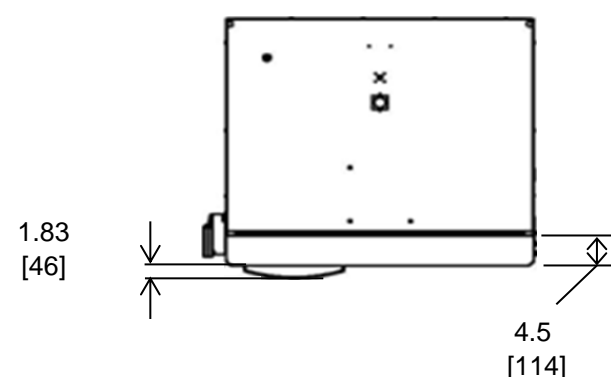
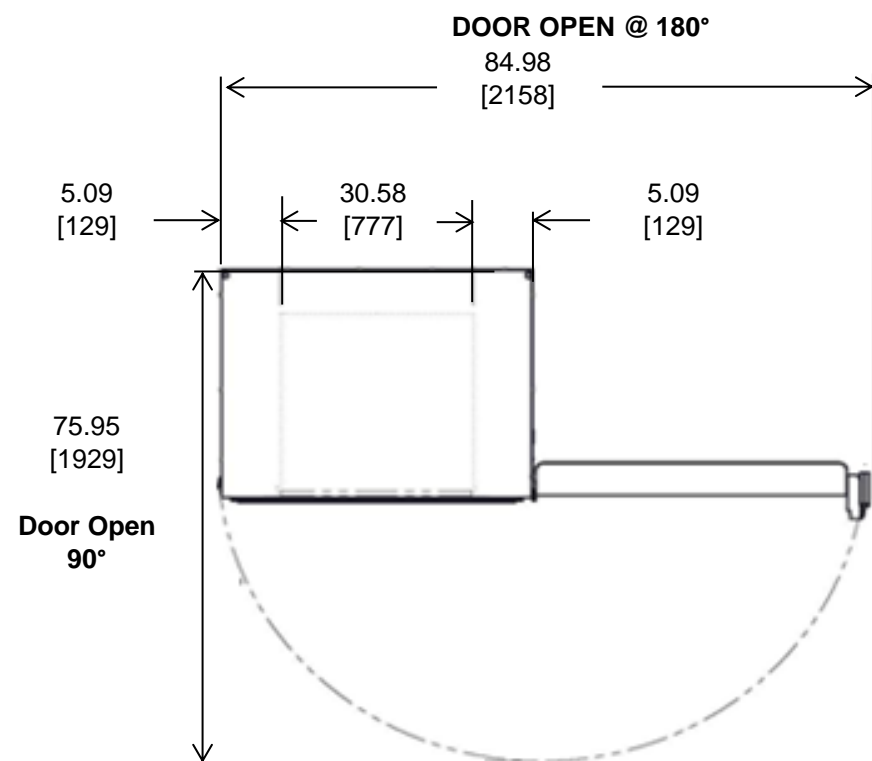


Cabinet Average: -39.3 C
Probe Average: -40.3 C
Peak Variation: +3.1 C / -3.7 C

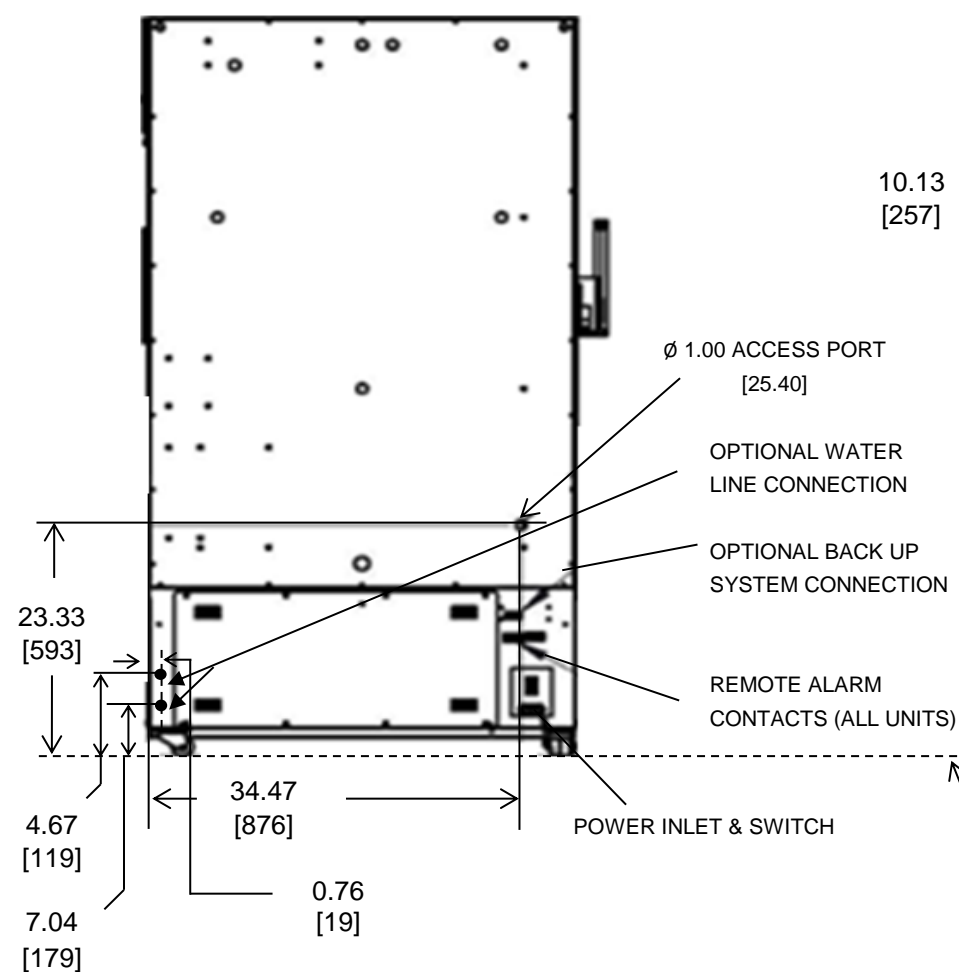
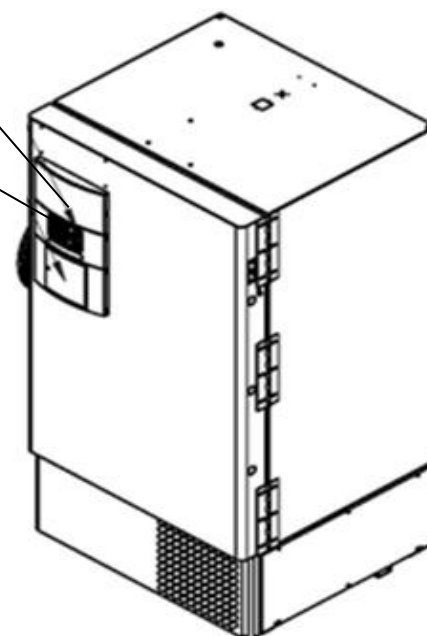


	MA1	MA2	MA3	MA4	MA5	MA10	MA11	MA12	MA13
Avg	-38.1	-38.2	-38.2	-38.5	-38.4	-39.3	-39.3	-38.7	-39.6
Max	-36.9	-37.0	-37.0	-37.2	-37.2	-38.6	-38.8	-38.0	-38.9
Min	-39.2	-39.5	-39.5	-39.9	-39.5	-40.2	-40.1	-39.5	-40.6

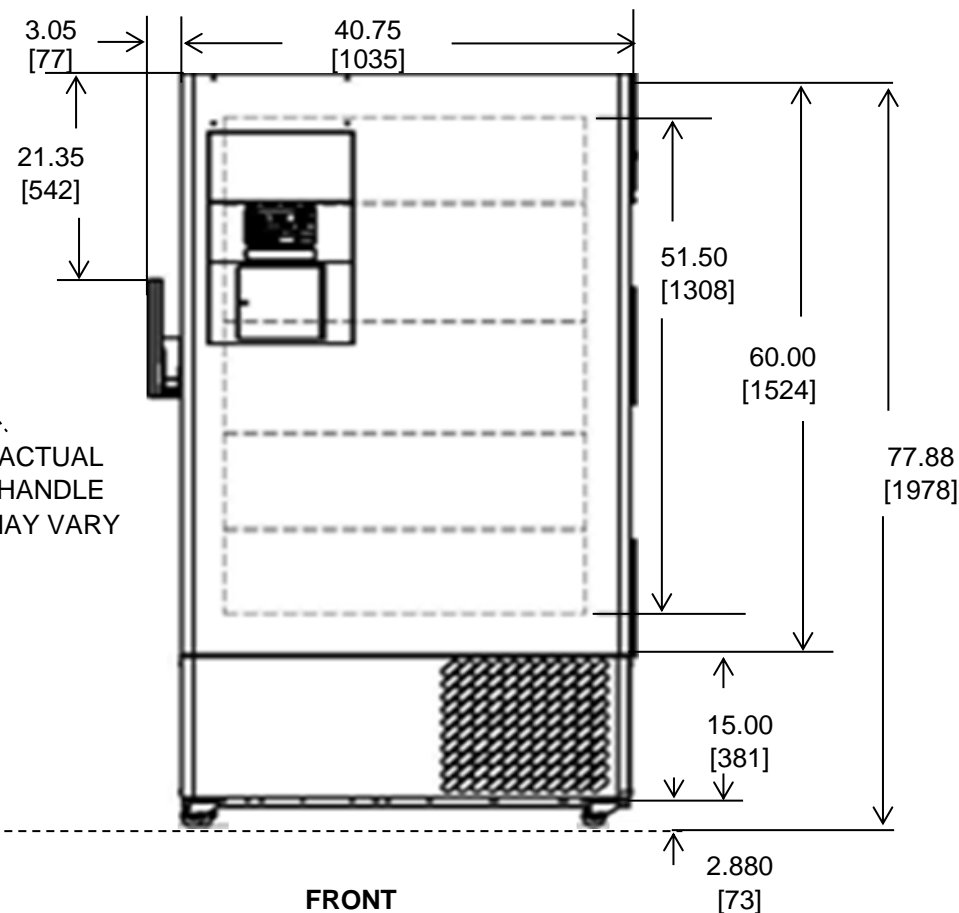
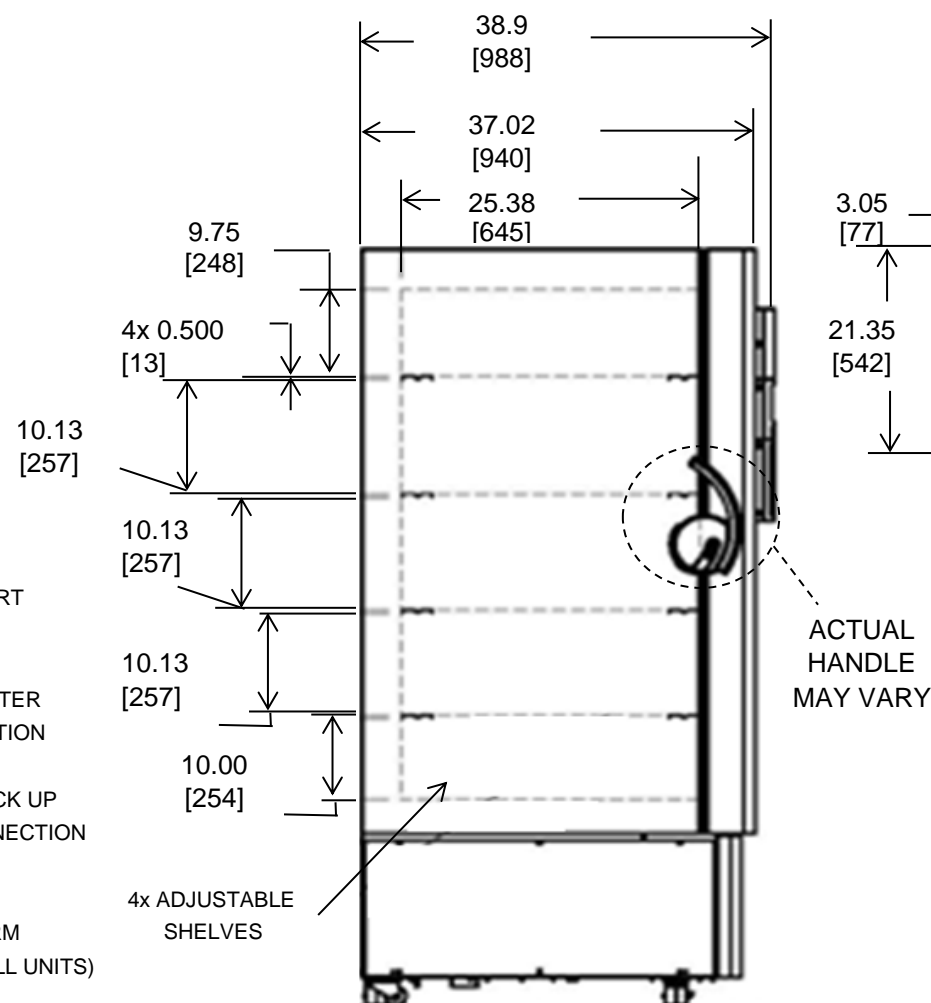
	MA14	MA15	MA20	MA21	MA22	MA23	MA24	MA25
Avg	-39.5	-39.4	-39.8	-39.6	-39.5	-39.9	-40.0	-40.8
Max	-38.9	-38.8	-39.2	-38.6	-38.7	-39.2	-39.1	-39.1
Min	-40.4	-40.2	-40.6	-41.0	-41.0	-41.1	-41.6	-43.7



LOCATION OF CONTROLS
OPTIONAL CHART RECORDER



BACK



NOTE: DUAL DIMENSION IS INCH OVER METRIC

DO NOT USE FOR ENGINEERING PURPOSES. SUBJECT TO CHANGE WITHOUT NOTICE.

thermo
scientific

23 cuft Upright Freezer
5 Inner Doors
Single Outer Door
Top Mount Controls